





## Materials

Paper  
Ribbon  
Scissors


## Steps

For a square box, start with a square piece of paper. If you want an oblong box then start with an oblong piece of paper.



Cut a square out of each corner, each square needs to be the same size. The bigger you make the square the deeper the box will be.

Punch a hole in each of the corners.



Fold each side up.

Thread the pieces of ribbon through the holes and tie bows to join the sides together.



If you wish, add a handle by glueing a strip of matching paper to the insides of the box.